




Broomfield Park Wetland Scheme



Concept Proposals V2

April 2017

Existing Features

-  Existing Surface Water Sewer
-  Existing manhole
-  Watercourses

Proposed Features

-  Wetland Cell
-  Wetland Gradient
-  Raised Bund
-  Sewer Diversion
-  Wetland planting and trees
-  Path routes
-  Overland conveyance swale
-  Pond reed planting

