
















# Walthamstow Village final design

-  Orford Road Restricted Zone  
No vehicular traffic 10am - 10pm Monday to Sunday (except buses, cycles and pedestrians)
-  Road closed (except cycles)
-  Landscaping
-  No entry
-  Road changes to two-way
-  Road changes to one-way eastbound
-  Road changes to one-way westbound
-  Road changes to one-way northbound
-  Road changes to one-way southbound
-  Existing one-way roads
-  Raised Copenhagen style crossing
-  Additional cycle parking
-  Pedestrian crossing and junction improvement
-  Walking and cycle route from Walthamstow Central
-  Pedestrian pavement and lighting improvements

